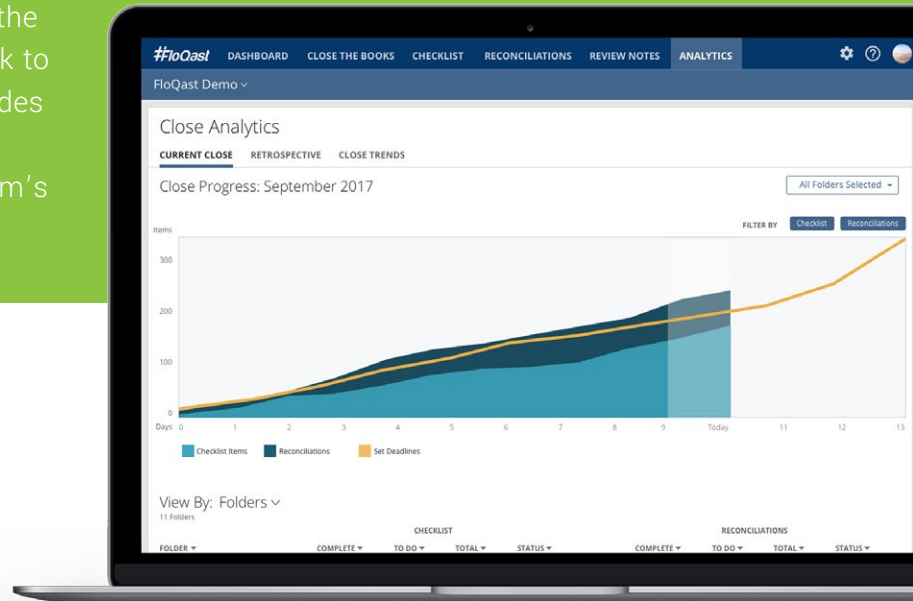





## Close Analytics

### At-a-glance visualizations for close efficiency

Controllers are constantly challenged with the devilishly complex question: are we on track to close on time or not? Close Analytics provides invaluable insight to optimize workload allocation and maximize an accounting team's most precious asset - time.

- ✓ Gain real-time insight about why your close is ahead or behind schedule
- ✓ Identify how close trends are progressing over time
- ✓ Pinpoint gaps or bottlenecks in workload allocation
- ✓ Instant access to data for detailed status reporting to management



-  **Retrospective and Close Trends** – Views of prior period closes and longer-term view of how this close process has evolved over time
-  **All Entities View** – Single-page summary view showing each entity's progress toward close completion, including which entities have successfully closed their books, are on track to get there, or are already late
-  **Filtered Views** – Filtered views to see only certain folders, or checklist items or reconciliations only, or some combination thereof; this is especially useful to isolate status of high-risk or otherwise key close items, or to visually display the root cause of any bottlenecks in the close process

“Close Analytics is helping us identify the bottlenecks holding up our month-end close, and has enabled us to improve the process in those specific areas.”

Natalie Santiago,  
Accounting Manager,  
Dollar Shave Club



Close Analytics is licensed separately and requires a FloQast Team, Business or Enterprise plan.